

AL OBEIKAN GLASS COMPANY
(A Saudi Joint Stock Company)

**CONDENSED INTERIM
FINANCIAL STATEMENTS (UNAUDITED)**

For the three-month and nine-month periods ended 30 September 2023
with

INDEPENDENT AUDITOR'S REVIEW REPORT

AL OBEIKAN GLASS COMPANY
(A Saudi Joint Stock Company)

CONDENSED INTERIM FINANCIAL STATEMENTS (UNAUDITED)

For the three-month and nine-month periods ended 30 September 2023

Index	Pages
Independent auditor's report on review of condensed interim financial statements	1-2
Condensed statement of financial position	3
Condensed statement of profit or loss and other comprehensive income	4
Condensed statement of changes in equity	5
Condensed statement of cash flows	6
Notes to the condensed interim financial statements	7 - 27



KPMG Professional Services

Zahran Business Center
Prince Sultan Street
P. O. Box 55078
Jeddah 21534
Kingdom of Saudi Arabia
Commercial Registration No 4030290792

Headquarters in Riyadh

كي بي إم جي للاستشارات المهنية

مركز زهران للأعمال
شارع الأمير سلطان
ص. ب. 55078
جده 21534
المملكة العربية السعودية
سجل تجاري رقم 4030290792

المركز الرئيسي في الرياض

Independent auditor's report on review of condensed interim

financial statements

To the Shareholders of Al Obeikan Glass Company

Introduction

We have reviewed the accompanying 30 September 2023 condensed interim financial statements of Al Obeikan Glass Company ("the Company") which comprises:

- the condensed statement of financial position as at 30 September 2023;
- the condensed statement of profit or loss and other comprehensive income for the three-month and nine-month periods ended 30 September 2023;
- the condensed statement of changes in equity for the nine-month period ended 30 September 2023;
- the condensed statement of cash flows for the nine-month period ended 30 September 2023; and
- the notes to the condensed interim financial statements.

Management is responsible for the preparation and presentation of these condensed interim financial statements in accordance with IAS 34, 'Interim Financial Reporting' that is endorsed in the Kingdom of Saudi Arabia. Our responsibility is to express a conclusion on these condensed interim financial statements based on our review.

Scope of Review

We conducted our review in accordance with the International Standard on Review Engagements 2410, 'Review of Interim Financial Information Performed by the Independent Auditor of the Entity' that is endorsed in the Kingdom of Saudi Arabia. A review of interim financial information consists of making inquiries, primarily of persons responsible for financial and accounting matters, and applying analytical and other review procedures. A review is substantially less in scope than an audit conducted in accordance with International Standards on Auditing that are endorsed in the Kingdom of Saudi Arabia, and consequently does not enable us to obtain assurance that we would become aware of all significant matters that might be identified in an audit. Accordingly, we do not express an audit opinion.

KPMG Professional Services, a professional closed joint stock company registered in the Kingdom of Saudi Arabia with a paid-up capital of SAR40,000,000 (previously known as "KPMG Al Fozan & Partners Certified Public Accountants") and a non-partner member firm of the KPMG global organization of independent member firms affiliated with KPMG International Limited, a private English company limited by guarantee. All rights reserved.

كي بي إم جي للاستشارات المهنية شركة مهنية مساهمة مقفلة، مسجلة في المملكة العربية السعودية، رأس مالها (40,000,000) ريال سعودي منفوخ بالكامل، المسماة سابقاً "الشركة كي بي إم جي الفوزان وشركاه محاسبين ومراجعون قانونيون". و هي عضو غير شريك في الشبكة العالمية لشركات كي بي إم جي المستقلة والتابعة لكي بي إم جي العالمية المحدودة، شركة انجليزية محدودة بضمان. جميع الحقوق محفوظة.

Commercial Registration of the headquarters in Riyadh is 1010425494.




Independent auditor's report on review of condensed interim financial statements

To the Shareholders of Al Obeikan Glass Company (continued)

Conclusion

Based on our review, nothing has come to our attention that causes us to believe that the accompanying 30 September 2023 condensed interim financial statements of Al Obeikan Glass Company are not prepared, in all material respects, in accordance with IAS 34, 'Interim Financial Reporting' that is endorsed in the Kingdom of Saudi Arabia.

For KPMG Professional Services



Nasser Ahmed Al Shutairy
License No. 454



Jeddah, 14 November 2023
Corresponding to 30 Rabi Al Thani 1445H

AL OBEIKAN GLASS COMANY
(A Saudi Joint Stock Company)

CONDENSED STATEMENT OF FINANCIAL POSITION

As at 30 September 2023

(Expressed in Saudi Arabian Riyals, unless otherwise stated)


	Notes	30 September 2023 (Unaudited)	31 December 2022 (Audited)
ASSETS			
Non-current assets			
Property, plant and equipment	4	358,371,311	367,532,557
Right of use assets	5	21,577,973	22,408,565
Financial asset at fair value through other comprehensive income		1,210,000	3,091,047
Total non-current assets		381,159,284	393,032,169
Current assets			
Inventories		48,875,003	94,768,801
Trade receivables	6	127,282,181	109,834,387
Prepayments and other receivables		24,811,426	10,540,077
Due from related parties	8	51,599,251	49,320,802
Cash and cash equivalents	7	56,121,912	26,552,006
Total current assets		308,689,773	291,016,073
TOTAL ASSETS		689,849,057	684,048,242
EQUITY AND LIABILITIES			
EQUITY			
Share capital	9	240,000,000	240,000,000
Statutory reserve		36,862,472	36,862,472
Fair value reserve		(1,245,844)	635,203
Retained earnings		330,097,046	258,366,991
Total equity		605,713,674	535,864,666
Non-current liabilities			
Lease liabilities	5	21,442,965	22,032,970
Employee end of service benefits		18,453,271	19,202,822
Total non-current liabilities		39,896,236	41,235,792
Current liabilities			
Loans and borrowings	10	11,376,245	62,311,954
Lease liabilities	5	1,969,598	2,451,430
Trade payable		13,916,911	14,233,303
Due to related parties	8	1,325,633	1,329,001
Accrued and other liabilities		12,183,059	21,269,918
Accrued Zakat	12	3,467,701	5,352,178
Total current liabilities		44,239,147	106,947,784
Total liabilities		84,135,383	148,183,576
TOTAL EQUITY AND LIABILITIES		689,849,057	684,048,242



Chairman



Chief Executive Officer



Chief Financial Officer

The accompanying notes 1 to 20 form an integral part of these condensed interim financial statements.

AL OBEIKAN GLASS COMPANY
(A Saudi Joint Stock Company)

**CONDENSED STATEMENT OF PROFIT OR LOSS AND OTHER COMPREHENSIVE INCOME
(UNAUDITED)**

For the three-month and nine-month period ended 30 September 2023
(Expressed in Saudi Arabian Riyals, otherwise stated)

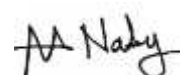
	Notes	Three-month period ended 30 September		Nine-month period ended 30 September	
		2023	2022	2023	2022
Revenue	15	93,808,876	129,753,428	309,973,320	390,289,396
Cost of revenue		(62,758,843)	(63,725,229)	(190,101,542)	(174,268,230)
Gross profit		31,050,033	66,028,199	119,871,778	216,021,166
Other operating income		1,849,372	718,218	4,978,903	1,956,317
Other operating expense		--	--	--	(5,958,085)
Selling and distribution expenses		(6,670,333)	(10,843,623)	(27,928,152)	(31,318,944)
General and administrative expenses		(7,328,709)	(5,804,296)	(19,304,165)	(16,782,503)
Impairment reversal / (loss) on trade receivables	6	1,049,444	1,700,000	2,962,785	(1,800,000)
Operating profit		19,949,807	51,798,498	80,581,149	162,117,951
Finance cost		(813,509)	(1,276,055)	(4,179,873)	(3,929,058)
Profit for the period before Zakat		19,136,298	50,522,443	76,401,276	158,188,893
Zakat expense	12	(1,450,000)	(1,260,000)	(4,671,221)	(3,760,000)
Net profit for the period		17,686,298	49,262,443	71,730,055	154,428,893
<i>Other comprehensive loss:</i>					
Items that will not be reclassified subsequently to profit or loss:					
Equity investments at FVOCI - net change in fair value		--	--	(1,881,047)	--
Total comprehensive income for the period		17,686,298	49,262,443	69,849,008	154,428,893
Earnings per share					
Basic and Diluted earnings per share (in SR)	13	0.74	2.05	2.99	6.43



Chairman



Chief Executive Officer



Chief Financial Officer

The accompanying notes 1 to 20 form an integral part of these condensed interim financial statements.

AL OBEIKAN GLASS COMPANY

(A Saudi Joint Stock Company)

CONDENSED STATEMENT OF CHANGES IN EQUITY

For the nine-month period ended 30 September 2023

(Expressed in Saudi Arabian Riyals, unless otherwise stated)


	<u>Share capital</u>	<u>Statutory reserve</u>	<u>Fair value reserve</u>	<u>Retained earnings</u>	<u>Total</u>
Balance at 1 January 2022	240,000,000	19,097,698	14,243,666	144,471,766	417,813,130
<i>Total comprehensive income for the period</i>					
Net profit for the period	--	--		154,428,893	154,428,893
Other comprehensive income	--	--	--	--	--
Total comprehensive income for the period	--	--	--	154,428,893	154,428,893
<i>Transaction with the owners of the Company:</i>					
Dividend (note 9)	--	--	--	(48,000,000)	(48,000,000)
Balance at 30 September 2022 (unaudited)	<u>240,000,000</u>	<u>19,097,698</u>	<u>14,243,666</u>	<u>250,900,659</u>	<u>524,242,023</u>
Balance at 1 January 2023	240,000,000	36,862,472	635,203	258,366,991	535,864,666
<i>Total comprehensive income for the period</i>					
Net profit for the period			--	71,730,055	71,730,055
Other comprehensive loss			(1,881,047)	--	(1,881,047)
Total comprehensive income for the period			(1,881,047)	71,730,055	69,849,008
Balances at 30 September 2023 (unaudited)	<u>240,000,000</u>	<u>36,862,472</u>	<u>(1,245,844)</u>	<u>330,097,046</u>	<u>605,713,674</u>



Chairman



Chief Executive Officer



Chief Financial Officer

The accompanying notes 1 to 20 form an integral part of these condensed interim financial statement.

AL OBEIKAN GLASS COMPANY
(A Saudi Joint Stock Company)

CONDENSED STATEMENT OF CASH FLOWS (UNAUDITED)

For the nine-month period ended 30 September 2023

(Expressed in Saudi Arabian Riyals, unless otherwise stated)


	<u>Notes</u>	<u>2023</u>	<u>2022</u>
Cash flow from operating activities			
Profit before zakat		76,401,276	158,188,893
Adjustments for:			
Depreciation on property, plant and equipment	4	21,836,716	28,215,143
Depreciation on right-of-use assets	5	830,592	955,904
Reversal / provision for impairment loss - net	6	(2,962,785)	1,800,000
Gain on disposal of property, plant and equipment		(2,114)	(17,855)
Finance cost		4,179,873	3,929,058
Provision for employees' benefits		2,284,533	1,507,556
		<u>102,568,091</u>	<u>194,578,699</u>
<i>Changes in:</i>			
Inventories		45,893,798	(16,021,029)
Trade receivables		(14,485,009)	(24,058,013)
Prepayments and other receivables		(14,271,349)	(36,493,562)
Due from related parties		(2,278,449)	(6,253,097)
Due to related parties		(3,368)	(242,335)
Trade payables		(316,392)	(4,823,037)
Long term payable		--	7,195,309
Accrued and other liabilities		(9,086,859)	(6,147,748)
		<u>108,020,463</u>	<u>107,735,187</u>
Cash generated from operating activities			
Finance cost paid		(3,228,528)	(3,929,058)
Zakat paid		(6,555,698)	(5,982,194)
Employee benefits paid		(3,034,084)	(388,291)
Net cash generated from operating activities		<u>95,202,153</u>	<u>97,435,644</u>
Cash flow from investing activities			
Additions of property, plant and equipment	4	(12,692,836)	(13,327,444)
Proceeds from sale of property, plant and equipment		19,480	32,378
Short term Investment		--	(50,000,000)
Net cash used in investing activities		<u>(12,673,356)</u>	<u>(63,295,066)</u>
Cash flow from financing activities			
Proceeds from loans and borrowings		34,950,069	7,486,028
Payment for loans and borrowings		(85,885,778)	(92,919,513)
Dividend paid		--	(48,000,000)
Repayment of lease liabilities		(2,023,182)	(1,228,453)
Net cash used in financing activities		<u>(52,958,891)</u>	<u>(134,661,938)</u>
Net change in cash and cash equivalents		<u>29,569,906</u>	<u>(100,521,360)</u>
Cash and cash equivalents at beginning of the period		26,552,006	112,238,660
Cash and cash equivalents at end of the period	7	<u>56,121,912</u>	<u>11,717,300</u>



Chairman



Chief Executive Officer



Chief Financial Officer

The accompanying notes 1 to 20 form an integral part of these condensed interim financial statements.

AL OBEIKAN GLASS COMPANY
(A Saudi Joint Stock Company)

NOTES TO THE CONDENSED INTERIM FINANCIAL STATEMENTS

For the nine-month period ended 30 September 2023
(Expressed in Saudi Arabian Riyals, unless stated otherwise)

1. REPORTING ENTITY

Al Obeikan Glass Company (the “Company”) is a Saudi joint stock company formed pursuant to the Ministerial Resolution No. 224/Q dated 27 Shaban 1428H (corresponding to 9 September 2007) and registered in Riyadh under commercial registration No 1010241520 dated 30 Dhul-Qadah 1428H (corresponding to 10 December 2007). The Company started its commercial activity on 1 July 2011.

The registered address of the Company is P.O. Box 62807, Riyadh 11595, Kingdom of Saudi Arabia. The Company's branch is located in Industrial Yanbu at Light Industrial Area.

The Company is engaged in the wholesale of chemicals and the wholesale and retail sale of glass panels. The Company also carries out its activities through the branch registered with Commercial Register No. 4700010945 dated 9 Jumada Al-Ula 1429H (corresponding to May 14, 2008) issued in Yanbu city. The branch's activity is represented in the operation of quarries, sand or gravel mines, including crushers, and the manufacturing of insulating glass used in construction.

On 2 Shaban 1442H (corresponding to March 15, 2021), the Board of Directors of Obeikan Glass company decided to recommend to the General Assembly of the Company's shareholders the registration and direct listing of the Company's shares in the Parallel Market “Nomu”, after obtaining the necessary approvals from the Saudi Capital Market Authority and the Saudi Exchange Company “Tadawul”. Based on the Extraordinary General Assembly meeting held on Shaaban 19, 1442H (corresponding to April 1, 2021), the General Assembly voted unanimously and with 100% attendance on the registration and direct listing of the Company's shares in Nomu. The Company obtained the approval of the Saudi Capital Market Authority on request of direct listing of the Company's shares in the Nomu on 26 Dhu al-Qa'dah 1442H (corresponding to July 6, 2021), and obtained the Authority's approval of the request to register the Company's shares in Nomu on 26 Rabi' al-Akhir 1443H (corresponding to 1 December 2021).

On Jumada Al-Akhir 1443H (corresponding to January 17, 2022), the Registration Document was published and announced by the financial advisor on the Tadawul to make it available to qualified investors during the specified period in accordance with The Rules on the Offer of Securities and Continuing Obligations. Tadawul has announced that the shares of the Company have been listed ready for trading in the Nomu starting on Rajab 6, 1443H (corresponding to February 7, 2022) as a direct listing with Tadawul ISIN 9531.

2. BASIS OF PREPARATION

2.1 Statement of compliance

These condensed interim financial statements have been prepared in accordance with the International Accounting Standard 34, “Interim Financial Reporting” (“IAS 34”) as endorsed in the Kingdom of Saudi Arabia (“KSA”) and other standards and pronouncements that are issued by the Saudi Organization for Chartered and Professional Accountants (“SOCPA”) (collectively referred to as “IFRS as endorsed in KSA”).

NOTES TO THE CONDENSED INTERIM FINANCIAL STATEMENTS

For the nine-month period ended 30 September 2023
(Expressed in Saudi Arabian Riyals, unless stated otherwise)

2. BASIS OF PREPARATION (continued)

2.1 Statement of Compliance (continued)

These condensed interim financial statements do not include all the information and disclosures required in the full set of annual financial statements. They should be read in conjunction with the Company's annual financial statements for the year ended 31 December 2022. However, selected explanatory notes are included to explain events and transactions that are significant to an understanding of the changes in the Company's financial position and performance since the last annual financial statements. In addition, results for the interim period ended 30 September 2023 are not necessarily indicative of the results that may be expected for the financial year ending 31 December 2023.

2.2 Basis of measurement

The condensed interim financial statements are prepared under the historical cost convention using the accruals basis of accounting and going concern concept, unless otherwise stated

2.3 Functional and presentation currency

The condensed interim financial statements are presented in Saudi Arabian Riyals (SR), which is the Company's functional currency and presentation currency. All financial information presented in SR has been rounded off to the nearest Saudi Arabian Riyals, unless otherwise stated.

2.4 Significant accounting judgements, estimates and assumptions

The preparation of the Company's condensed interim financial statements requires management to make judgements, estimates, and assumptions that affect the reported amounts of revenues, expenses, assets and liabilities, and the accompanying disclosures and the disclosure of contingent liabilities.

The significant judgements made by management in applying the Company's accounting policies and the methods of computation and the key sources of estimation are the same as those that applied to the financial statements for the year ended 31 December 2022. However, in view of the current uncertainty, any future change in the assumptions and estimates could result in outcomes that could require a material adjustment to the carrying amounts of the assets or liabilities affected in the future periods. As the situation is rapidly evolving with future uncertainties, management will continue to assess the impact based on prospective developments.

3. SIGNIFICANT ACCOUNTING POLICIES

The accounting policies applied in the preparation of the condensed interim financial statements are consistent with those followed in the preparation of the Company's annual financial statements for the year ended 31 December 2022, except for the adoption of amendments and interpretations effective as of 1 January 2023, as mentioned in note 18. The Company has not early adopted any standard, interpretation, or amendment that has been issued but is not yet effective.

AL OBEIKAN GLASS COMPANY
(A Saudi Joint Stock Company)

NOTES TO THE CONDENSED INTERIM FINANCIAL STATEMENTS

For the nine-month period ended 30 September 2023
(Expressed in Saudi Arabian Riyals, unless stated otherwise)

4. PROPERTY, PLANT AND EQUIPMENT

a) Reconciliation of carrying amounts:

	30 September <u>2023</u> (Unaudited)	31 December <u>2022</u> (Audited)
Carrying amount at beginning of the period / year	367,532,557	385,884,601
Additions during the period / year	12,692,836	19,373,038
Disposals during the period / year	(17,366)	(14,524)
Depreciation charge for the period / year	(21,836,716)	(37,710,558)
Carrying amount at the end of the period / year	<u>358,371,311</u>	<u>367,532,557</u>

b) The above property, plant and equipment are built on land leased from the Royal Commission for Jubail and Yanbu under a contract with the Royal Commission from 30 August 2008 until 30 August 2042, and the contract can be renewed for an additional period or periods of years under the terms and conditions that may be agreed upon between the two parties.

c) All property, plant and equipment are pledged for the benefit of the SIDF (Note 10).

5. RIGHT-OF-USE ASSETS AND LEASE LIABILITIES

The Company has lease contracts (lease as a lessee) for leasehold land. Leasehold land has lease term of 36 years.

The Company also has certain leases for apartments and sales offices with lease terms of 12 months or less and with low value. The Company applies the 'short-term lease' and 'lease of low-value assets' recognition exemptions for these leases.

a) **Right-of-use assets:**

Reconciliation of carrying amounts:

	30 September <u>2023</u> (Unaudited)	31 December <u>2022</u> (Audited)
Carrying amount at beginning of the period / year	22,408,565	28,039,847
Reassessment during the period / year	--	(4,391,725)
Depreciation charge for the period / year	(830,592)	(1,239,557)
Carrying amount at the end of the period / year	<u>21,577,973</u>	<u>22,408,565</u>

AL OBEIKAN GLASS COMPANY
(A Saudi Joint Stock Company)

NOTES TO THE CONDENSED INTERIM FINANCIAL STATEMENTS

For the nine-month period ended 30 September 2023
(Expressed in Saudi Arabian Riyals, unless stated otherwise)

5. RIGHT-OF-USE ASSETS AND LEASE LIABILITIES (continued)

b) Lease liabilities:

Reconciliation of lease liabilities:

	30 September <u>2023</u> (Unaudited)	31 December <u>2022</u> (Audited)
Carrying amount at the beginning of the period / year	24,484,400	29,740,019
Reassessment during the period / year	--	(4,391,725)
Accretion of interest for the period / year	951,345	1,558,870
Payments during the period / year	(2,023,182)	(2,422,764)
Carrying amount at the end of the period / year	<u>23,412,563</u>	<u>24,484,400</u>

Lease liabilities are presented in the condensed statement of financial position as follows:

	30 September <u>2023</u> (Unaudited)	31 December <u>2022</u> (Audited)
Non-current portion of lease liabilities	21,442,965	22,032,970
Current portion of lease liabilities	1,969,598	2,451,430
Carrying amount at the end of the period / year	<u>23,412,563</u>	<u>24,484,400</u>

6. TRADE RECEIVABLES

Trade receivables comprise of the following:

	30 September <u>2023</u> (Unaudited)	31 December <u>2022</u> (Audited)
Trade receivable from a related party (note 8)	92,943,006	77,157,944
Other trade receivables	38,199,784	39,654,453
	<u>131,142,790</u>	<u>116,812,397</u>
Allowance for impairment loss (see below)	(3,860,609)	(6,978,010)
	<u>127,282,181</u>	<u>109,834,387</u>

AL OBEIKAN GLASS COMPANY
(A Saudi Joint Stock Company)

NOTES TO THE CONDENSED INTERIM FINANCIAL STATEMENTS

For the nine-month period ended 30 September 2023
(Expressed in Saudi Arabian Riyals, unless stated otherwise)

6. TRADE RECEIVABLES (continued)

	30 September 2023 (Unaudited)	31 December 2022 (Audited)
Allowance for impairment loss:		
Balance at beginning of the period / year	6,978,010	1,589,844
Charge for the period / year	--	5,388,166
Write off during the period / year	(154,616)	--
Reversal during the period / year	(2,962,785)	--
Balance at end of the period / year	<u>3,860,609</u>	<u>6,978,010</u>

7. CASH AND CASH EQUIVALENTS

Cash and cash equivalents comprise of the following:

	30 September 2023 (Unaudited)	31 December 2022 (Audited)
Cash in hand	37,024	--
Cash at bank	<u>56,084,888</u>	<u>26,552,006</u>
	<u>56,121,912</u>	<u>26,552,006</u>

At each reporting date, all bank balances are assessed to have low credit risk as they are held with reputable and high credit rating domestic banking institutions (A3 to BAA1) and there has been no history of default. Therefore, the probability of default based on forward-looking factors and any loss given defaults are considered to be negligible.

8. RELATED PARTIES TRANSACTIONS AND BALANCES

- a) Related parties include the Company's shareholders, associates and affiliates companies (entities controlled and jointly controlled, or significantly influenced by shareholders) and management personnel of the Company. Terms and conditions of these transactions are approved by the Company's Board of Directors. All outstanding balances with these related parties are priced on mutually agreed terms. Significant related party transactions for the period / year and balance arising there from are described as under:

<u>Name of party</u>	<u>Relationship</u>
Al Obeikan Group for Investment Company	Parent company
Saudi Company for Advanced Industries	Major shareholder
Al Obeikan AGC Glass	Associate of the Parent company
Al Obeikan Flexible Plastic Factory	Affiliate
Al Obeikan Digital Solutions Company	Affiliate
Al Obeikan Technical Fabrics Company	Affiliate
Al Obeikan for Education	Affiliate
Madar Digital Logistics Solution Company	Affiliate
Saned Al Marafiq Company	Affiliate

AL OBEIKAN GLASS COMPANY

(A Saudi Joint Stock Company)

NOTES TO THE CONDENSED INTERIM FINANCIAL STATEMENTS

For the nine-month period ended 30 September 2023

(Expressed in Saudi Arabian Riyals, unless stated otherwise)

8. RELATED PARTIES TRANSACTIONS AND BALANCES (continued)

b) Significant key management personnel transactions are as follows:

<u>Name</u>	<u>Relationship</u>	<u>Nature of transactions</u>	<u>Amount of transactions</u>				<u>Closing balance</u>	
			<u>For the three-month period ended</u>		<u>For the nine-month period ended</u>		<u>30 September 2023</u>	<u>31 December 2022</u>
			<u>30 September 2023</u>	<u>30 September 2022</u>	<u>30 September 2023</u>	<u>30 September 2022</u>		
Key management personnel	Employees	Short term benefits	827,775	921,545	2,586,810	2,764,637	2,586,810	1,392,251
		Long term benefits	515,698	71,023	1,547,094	213,070	1,363,126	3,350,286
Board of Directors	Board of Directors	Board of Directors' remuneration – (short term benefits)	990,361	--	2,971,083	--	1,509,000	1,620,919

c) Significant related party transactions and balances arising are as follows:

<u>Name</u>	<u>Relationship</u>	<u>Nature of transactions</u>	<u>Amount of transactions</u>				<u>Closing balance</u>	
			<u>For the three-month period ended</u>		<u>For the nine-month period ended</u>		<u>30 September 2023</u>	<u>31 December 2022</u>
			<u>30 September 2023</u>	<u>30 September 2022</u>	<u>30 September 2023</u>	<u>30 September 2022</u>		
<u>Due from a related party – Trade receivables</u>								
Al Obeikan AGC Glass	Associate of the Parent Company	Sales	13,858,128	27,174,487	49,710,024	72,346,548	92,943,006	77,157,944
<u>Due from related parties</u>								
Al Esra Aluminum Manufacturing and Casting Factory LLC	Affiliate	Expenses on behalf of related party	2,510,852	--	2,510,852	--	2,510,852	--
Al Obeikan Digital Solutions Company	Affiliate	Services and consultation	518,480	--	781,841	234,649	1,811	--
Al Obeikan AGC Glass	Associate of the Parent Company	Support expenses	1,936,665	1,498,008	7,523,675	6,458,312	49,086,588	49,320,802
							51,599,251	49,320,802

AL OBEIKAN GLASS COMPANY

(A Saudi Joint Stock Company)

NOTES TO THE CONDENSED INTERIM FINANCIAL STATEMENTS

For the nine-month period ended 30 September 2023

(Expressed in Saudi Arabian Riyals, unless stated otherwise)

8. RELATED PARTIES TRANSACTIONS AND BALANCES (continued)

<u>Name</u>	<u>Relationship</u>	<u>Nature of transactions</u>	<u>Amount of transactions</u>				<u>Closing balance</u>	
			<u>For the three-month period ended</u>		<u>For the nine-month period ended</u>		<u>30 September 2023</u>	<u>31 December 2022</u>
			<u>30 September 2023</u>	<u>30 September 2022</u>	<u>30 September 2023</u>	<u>30 September 2022</u>		
<u>Prepayment and other receivables</u>								
Saned Al-Marafiq Information Technologies	Affiliate	Consulting and other services	<u>124,026</u>	<u>--</u>	<u>208,523</u>	<u>--</u>	<u>--</u>	<u>91,822</u>
<u>Due to related parties</u>								
Al Obeikan Group for Investment Company	Parent	Consulting and other services	<u>126,405</u>	<u>325,905</u>	<u>409,515</u>	<u>1,015,506</u>	<u>58,123</u>	<u>85,475</u>
Al Obeikan Digital Solutions Company	Affiliate	Services and consultation	<u>518,480</u>	<u>--</u>	<u>781,841</u>	<u>234,649</u>	<u>--</u>	<u>313,454</u>
Al Obeikan for Education	Affiliate	Robot software services and consultancy	<u>133,238</u>	<u>124,102</u>	<u>352,888</u>	<u>158,854</u>	<u>133,238</u>	<u>11,251</u>
Al Obeikan AGC Glass	Affiliate	Purchase of glass	<u>323,718</u>	<u>--</u>	<u>473,361</u>	<u>--</u>	<u>323,718</u>	<u>84,468</u>
Madar Digital Logistics Solution	Affiliate	Shared service	<u>2,763,105</u>	<u>--</u>	<u>8,485,214</u>	<u>--</u>	<u>764,202</u>	<u>834,353</u>
Saned Al-Marafiq Information Technologies	Affiliate	Consulting and other services	<u>124,026</u>	<u>--</u>	<u>208,523</u>	<u>--</u>	<u>46,352</u>	<u>--</u>
							<u>1,325,633</u>	<u>1,329,001</u>

AL OBEIKAN GLASS COMPANY
(A Saudi Joint Stock Company)

NOTES TO THE CONDENSED INTERIM FINANCIAL STATEMENTS

For the nine-month period ended 30 September 2023
(Expressed in Saudi Arabian Riyals, unless stated otherwise)

9. SHARE CAPITAL

At 30 September 2023, the Company's authorized, issued, and paid-up share capital is SR 240 million (31 December 2022: SR 240 million) consisting of 24 million (31 December 2022: 24 million shares) fully paid and issued shares of SR 10 each.

The Board of Directors in its meeting held on 5 September 2022, approved a distribution an interim cash dividend of SR 48 million (representing SR 2 per share) for the period ended 30 June 2022.

10. LOANS AND BORROWINGS

Loans and borrowings comprise of the following:

	30 September 2023 (Unaudited)	31 December 2022 (Audited)
Long-term loan – SIDF Loan	--	58,500,000
Short term borrowings	11,376,245	3,811,954
Loan and borrowings as at	11,376,245	62,311,954

SIDF loans – long-term loan

	30 September 2023 (Unaudited)	31 December 2022 (Audited)
SIDF loans – long term loans	--	58,500,000
Less: Current portion of long-term borrowings	--	(58,500,000)
Long term borrowings	--	--

	30 September 2023 (Unaudited)	31 December 2022 (Audited)
Opening balance	62,311,954	204,402,327
Drawdown during the year	34,950,069	7,486,028
Repayment during the year	(85,885,778)	(149,576,401)
Closing balance	11,376,245	62,311,954

Current portion of long-term borrowings	--	58,500,000
Short term borrowings	11,376,245	3,811,954
Closing balance	11,376,245	62,311,954

The agreement with SIDF is guaranteed by the shareholders of the Company. The loan is secured by a mortgage over the property, plant and equipment of the Company.

NOTES TO THE CONDENSED INTERIM FINANCIAL STATEMENTS

For the nine-month period ended 30 September 2023
(Expressed in Saudi Arabian Riyals, unless stated otherwise)

10. LOANS AND BORROWINGS (continued)

SIDF loans – long-term loan

On 4 January 2009, the Company obtained a loan from the Saudi Industrial Development Fund (the “SIDF”) for the purpose of financing the construction of Al Obeikan Glass Company factory. The ceiling of this loan amounted to a total of SR 229 million. On 3 June 2012, the loan ceiling was raised to cover the additional costs of the factory, so that the total loan value became SR 309.5 million. On 8 October 2020, the loan was restructured so that the last instalment to be repaid on 2 August 2023. An amount of SR 161 million was repaid as of the statement of financial position date. This loan is secured by pledging the entire factory, its buildings, machinery, equipment and all of its accessories, which is located on the plot of land leased from the Royal Commission for Jubail and Yanbu for the benefit of the SIDF.

Short term borrowings

The short-term loans represent Murabaha facilities for the purpose of purchasing raw materials used in the production of float glass that the Company obtained from Saudi EXIM Bank with total revolving facilities of SR 34 million, i.e. that the amount of the facilities becomes available again after payment, and with a repayment period of 6 months from the date of withdrawal. These facilities are available until December 2023. These facilities are secured by a joint pledge with the same long-term loan mortgage given by the Saudi Industrial Development Fund.

11. CONTINGENCIES AND COMMITMENTS

The Company has outstanding letters of credit amounting to SR Nil (31 December 2022: SR 27.6 million) issued by the local banks on behalf of the Company in the ordinary course of business.

12. ZAKAT

a) Charge for the period

Zakat for the period ended comprise the following:

	<u>For the three-month period ended 30 September</u>		<u>For the nine-month period ended 30 September</u>	
	<u>2023</u>	<u>2022</u>	<u>2023</u>	<u>2022</u>
	(Unaudited)	(Unaudited)	(Unaudited)	(Unaudited)
Charge for the period	<u>1,450,000</u>	<u>1,260,000</u>	<u>4,671,221</u>	<u>3,760,000</u>

Zakat is payable at the rate of 2.5% of higher of Zakat base and adjusted net income / (losses) for the period.

AL OBEIKAN GLASS COMPANY
(A Saudi Joint Stock Company)

NOTES TO THE CONDENSED INTERIM FINANCIAL STATEMENTS

For the nine-month period ended 30 September 2023
(Expressed in Saudi Arabian Riyals, unless stated otherwise)

12. ZAKAT (continued)

b) Zakat

The movement in the accrued Zakat during the period / year is analyzed as under:

	30 September 2023 (Unaudited)	31 December 2022 (Audited)
Balance at the beginning of the period / year	5,352,178	4,615,245
Charge for the period / year	4,671,221	6,719,127
Payments during the period / year	<u>(6,555,698)</u>	<u>(5,982,194)</u>
Balance at the end of the period / year	<u>3,467,701</u>	<u>5,352,178</u>

c) Status of Zakat

The Company has filed Zakat declaration up to the financial year ended 31 December 2022 with the Zakat, Tax and Customs Authority (ZATCA). The Company has also obtained Zakat certificate valid until April 2024. The Zakat returns are under review by ZATCA, and no assessment has been issued yet.

13. EARNINGS PER SHARE

Basic EPS is calculated by dividing the profit for the period attributable to equity holders of the Company by the weighted average number of shares outstanding during the period. The calculation of diluted earnings per share ('EPS') is not applicable to the Company.

	<u>For the three-month period ended 30 September</u>		<u>For the nine-month period ended 30 September</u>	
	<u>2023</u>	<u>2022</u>	<u>2023</u>	<u>2022</u>
	(Unaudited)	(Unaudited)	(Unaudited)	(Unaudited)
Net profit attributable to equity holders of the Company	<u>17,686,298</u>	<u>49,262,443</u>	<u>71,730,055</u>	<u>154,428,893</u>
Weighted average number of shares for basic and diluted EPS	<u>24,000,000</u>	<u>24,000,000</u>	<u>24,000,000</u>	<u>24,000,000</u>
Earnings per share (in Saudi Riyals)	<u>0.74</u>	<u>2.05</u>	<u>2.99</u>	<u>6.43</u>

AL OBEIKAN GLASS COMPANY
(A Saudi Joint Stock Company)

NOTES TO THE CONDENSED INTERIM FINANCIAL STATEMENTS

For the nine-month period ended 30 September 2023
(Expressed in Saudi Arabian Riyals, unless stated otherwise)

14. CAPITAL RISK MANAGEMENT

For the purpose of the Company's capital management, capital includes issued capital, statutory reserve, and retained earnings attributable to the equity holders of the Company. The primary objective of the Company's capital management is to maximize the shareholder value.

The Company manages its capital structure by monitoring return on net assets and makes required adjustments to it in the light of changes in economic conditions. In order to maintain or adjust the capital structure, the Company may adjust the amount of dividend paid to shareholders or issue new shares. The Company also monitors capital using gearing ratio, which is net debt, interest bearing loans including finance cost thereon, trade and other payable less cash and bank balances.

The gearing ratio as at 30 September 2023 and 31 December 2022 is as follows:

	30 September 2023 (Unaudited)	31 December 2022 (Audited)
Total liabilities	84,135,383	148,183,576
Cash and cash equivalents	(56,121,912)	(26,552,006)
Net debt	28,013,471	121,631,570
Share capital	240,000,000	240,000,000
Statutory reserve	36,862,472	36,862,472
Retained earnings	330,097,046	258,366,991
Equity	606,959,518	535,229,463
Net debt to equity ratio	4.62%	22.73%

15. SEGMENTAL INFORMATION

The Company has one reportable segment, as described below, which is the Company's strategic business unit. The strategic business unit offers one product i.e Glass. The Company's Board of Directors and CEO monitor the results of the Company's operations for the purpose of making decisions about resource allocation and performance assessment. They are collectively the Chief Operating Decision Makers (CODM) for the Company.

The operating segment described below have been prepared in accordance with IFRS 8. The Company operates in one main business segments, which is the manufacturing and sale of glass panels.

AL OBEIKAN GLASS COMPANY
(A Saudi Joint Stock Company)

NOTES TO THE CONDENSED INTERIM FINANCIAL STATEMENTS

For the nine-month period ended 30 September 2023
(Expressed in Saudi Arabian Riyals, unless stated otherwise)

15. SEGMENT INFORMATION (continued)

Geographical distribution of sales

Revenue	Three-month period ended		Nine-month period ended	
	30 September		30 September	
	2023	2022	2023	2022
	(Unaudited)	(Unaudited)	(Unaudited)	(Unaudited)
Kingdom of Saudi Arabia	59,913,934	91,113,790	201,565,871	266,163,136
Other countries	33,894,942	38,639,638	108,407,449	124,126,260
Total revenue	93,808,876	129,753,428	309,973,320	390,289,396

Revenue from two major customers represented approximately 35% (30 September 2022: 56%) of the Company's total revenue.

Revenue	Three-month period ended		Nine-month period ended	
	30 September		30 September	
	2023	2022	2023	2022
	(Unaudited)	(Unaudited)	(Unaudited)	(Unaudited)
Sales to related party	13,858,128	27,174,487	49,710,024	62,660,912
Sales to other than related party	79,950,747	102,578,941	260,263,296	327,628,483
Total revenue	93,808,876	129,753,428	309,973,320	390,289,396

16. FINANCIAL RISK MANAGEMENT

The Company's principal financial liabilities comprise due to related parties, trade and other payables and bank borrowings. The main purpose of these financial liabilities is to finance the Company's operations and to provide guarantees to support its operations. The Company's principal financial assets include due from related party, trade and other receivables and cash and cash equivalents.

The Company's activities expose it to a variety of financial risks: market risk (including interest rate risks, currency risk and price risk), credit risk and liquidity risk. The Company's overall risk management program focuses on robust liquidity management as well as monitoring of various relevant market variables, thereby consistently seeking to minimize potential adverse effects on the Company's financial performance.

The Company's overall risk management program focuses on the unpredictability of financial markets and seeks to minimize potential adverse effects on the Company's financial performance.

Risk management is carried out by senior management under policies approved by the Board of Directors. Senior management identifies, evaluates, and hedges financial risks in close co-operation with the Company's operating units. The most important types of risk are credit risk, currency risk and fair value risk.

NOTES TO THE CONDENSED INTERIM FINANCIAL STATEMENTS

For the nine-month period ended 30 September 2023
(Expressed in Saudi Arabian Riyals, unless stated otherwise)

16. FINANCIAL RISK MANAGEMENT (continued)

The Board of Directors has overall responsibility for the establishment and oversight of the Company's risk management framework. The executive management team is responsible for developing and monitoring the Company's risk management policies. The team regularly meets, and any changes and compliance issues are reported to the Board of Directors through the audit committee.

Risk management systems are regularly reviewed by the executive management team to reflect changes in market conditions and the Company's activities. The Company, through its training and management standards and procedures, aims to develop a disciplined and constructive control environment in which all employees understand their roles and obligations.

The Audit committee oversees compliance by management with the Company's risk management policies and procedures and reviews the adequacy of the risk management framework about the risks faced by the Company.

Financial instruments carried on the statement of financial position include FVTOCI, cash and cash equivalents, trade receivables, other receivables, accrued and other current liabilities, lease liabilities, trade payables and loan and borrowings.

Financial asset and liability is offset and net amount reported in the condensed interim financial statements, when the Company has a legally enforceable right to set off the recognized amounts and intend either to settle on a net basis, or to realize the asset and liability simultaneously.

Market risk

Market risk is the risk that the fair value of future cash flows of a financial instrument will fluctuate because of changes in market prices. Market risk comprises of two types of risk:

- Foreign currency exchange risk,
- Commission (interest) rate risk

The Company's overall risk management program focuses on the unpredictability of the financial market and seeks to minimize potential adverse effects on the Company's financial performance.

Interest rate risk

Interest rate risks are the exposures to various risks associated with the effect of fluctuations in the prevailing interest rates on the Company's financial positions and cash flows. The Company's interest rate risks arise mainly from term loan and short term borrowings which are at floating rate of interest and is subject to re-pricing on a regular basis and for which the management closely monitors the changes in interest rates.

The interest rate profile of the Company's interest-bearing financial instruments as reported to the management of the Company is as follows:

NOTES TO THE CONDENSED INTERIM FINANCIAL STATEMENTS

For the nine-month period ended 30 September 2023
(Expressed in Saudi Arabian Riyals, unless stated otherwise)

16. FINANCIAL RISK MANAGEMENT (continued)

Interest rate risk (continued)

	30 September 2023 (Unaudited)	31 December 2022 (Audited)
Variable rate instruments		
<u>Financial liabilities</u>		
Loan and borrowings	11,376,245	62,311,954

Sensitivity analysis for variable rate instruments

Change in 100 basis points in interest rates, with all other variables held constant, would have increased or decreased the equity and Profit before Zakat for the period by SR 0.11 million (31 December 2022: SR 0.62 million).

Currency risk

Currency risk is the risk that the fair value or future cash flows of a financial instrument will fluctuate because of changes in foreign exchange rates. The Company's functional and reporting currency is in Saudi Arabian Riyals. The Company's transactions are principally in Saudi Arabian Riyals. Management monitors the fluctuations in currency exchange rates and believes that the currency risk is not significant. The bulk of the exposure is in USD and the Saudi Arabian Riyal is pegged at SAR 3.75: USD 1, therefore, the Company is not exposed to any significant foreign currency risk from Saudi Arabian Riyals and US Dollars denominated financial instruments. The Company's management monitors such fluctuations and manages its effect on the condensed interim financial statements accordingly.

Other price risk

The risk that the value of a financial instrument will fluctuate as a result of changes in market prices, whether those changes are caused by factors specific to the individual instrument or its issuer or factors affecting all instruments traded in the market. The Company is not affected by price risk as there are no investment of the Company in equity shares or commodities.

Credit risk

Credit risk is the risk that one party to a financial instrument will fail to discharge an obligation and will cause the other party to incur a financial loss. The Company is exposed to risk on its trade and other receivables and cash at banks.

NOTES TO THE CONDENSED INTERIM FINANCIAL STATEMENTS

For the nine-month period ended 30 September 2023
(Expressed in Saudi Arabian Riyals, unless stated otherwise)

16. FINANCIAL RISK MANAGEMENT (continued)

Credit risk (continued)

Concentration risk

Concentration risk arises when a number of counterparties engaged in similar business activities or activities in the same geographical region or have economic features that would cause them to fail their contractual obligations. To reduce exposure to credit risk, the Company has developed a formal approval process whereby credit limits are applied to its customers. The management also continuously monitors the credit exposure towards the customers and makes provision against those balances considered doubtful of recovery.

To mitigate the risk, the Company has a system of assigning credit limits to its customers based on an extensive evaluation based on customer profile and payment history.

The creditworthiness of counterparties is assessed based on an analysis of quantitative and qualitative data regarding financial standing and business risks, together with the review of any relevant third party and market information.

The Company's gross maximum exposure to credit risk at the reporting date is as follows:

	30 September <u>2023</u> (Unaudited)	31 December <u>2022</u> (Audited)
Financial assets		
Trade receivables	127,282,181	109,834,387
Due from related parties	51,599,251	49,320,802
Bank Balance	56,084,888	26,552,006
Total	<u>234,966,320</u>	<u>185,707,195</u>

With respect to credit risk arising from the financial assets of the Company, including bank balances and cash, the Company's exposure to credit risk arises from default of the counterparty, with a maximum exposure equal to the carrying amounts as disclosed in the statement of financial position. The credit risk in respect of bank balances is considered by management to be insignificant, as the balances are mainly held with reputable banks in the Kingdom of Saudi Arabia.

Trade receivables

Customer credit risk is managed by each business unit subject to the Company's established policy, procedures and control relating to customer credit risk management. Credit quality of a customer is assessed based on an extensive credit rating scorecard and individual credit limits are defined in accordance with this assessment. The five largest customers account for 78% of outstanding accounts receivable at 30 September 2023 (31 December 2022: 77%).

NOTES TO THE CONDENSED INTERIM FINANCIAL STATEMENTS

For the nine-month period ended 30 September 2023
(Expressed in Saudi Arabian Riyals, unless stated otherwise)

16. FINANCIAL RISK MANAGEMENT (continued)

Credit risk (continued)

The receivables are shown net of allowance for impairment of trade receivables. The Company applies the IFRS 9 simplified approach to measuring expected credit losses which uses a lifetime expected loss allowance for all trade receivables. To measure the expected credit losses, trade receivables have been grouped into age brackets based on shared credit risk characteristics and the days past due. The historical loss rates are adjusted to reflect current and forward-looking information on macroeconomic factors (such as GDP forecast and industry outlook) affecting the ability of the customers to settle the receivables. The calculation reflects the probability-weighted outcome, the time value of money and reasonable and supportable information that is available at the reporting date about past events, current conditions and forecasts of future economic conditions.

The following table provides information about the exposure to credit risk and expected credit losses for trade receivables.

	<u>Weighted average loss rate</u>	<u>Gross carrying amount</u>	<u>Impairment loss allowance</u>
<u>30 September 2023 (unaudited)</u>			
Not due balances	1%	7,5629,687	756,297
0 -180 days	4%	34,948,132	1,250,930
181 – 360 days	7%	20,124,266	1,412,678
Over 360 days	100%	440,705	440,705
		<u>131,142,790</u>	<u>3,860,609</u>
	<u>Loss rate</u>	<u>Gross carrying amount</u>	<u>Impairment loss allowance</u>
<u>31 December 2022 (audited)</u>			
Not due balances	2%	54,349,505	853,851
0 -180 days	7%	38,381,826	2,589,964
181 – 360 days	14%	23,299,254	3,178,591
Over 360 days	45%	781,812	355,604
		<u>116,812,397</u>	<u>6,978,010</u>

Liquidity risk

Liquidity risk is the risk that the Company will encounter difficulty in meeting the obligations associated with its financial liabilities that are settled by delivering cash or another financial asset. Liquidity risk may result from an inability to sell a financial asset quickly at an amount close to its fair value. The Company's approach to managing liquidity is to ensure, as far as possible, that it will have sufficient liquidity to meet its liabilities when they are due, under both normal and stressed conditions, without incurring unacceptable losses or risking damage to the Company's reputation. The Company also monitors the levels of expected cash inflows on trade and other receivables together with the expected cash outflows on trade and other payables.

NOTES TO THE CONDENSED INTERIM FINANCIAL STATEMENTS

For the nine-month period ended 30 September 2023
(Expressed in Saudi Arabian Riyals, unless stated otherwise)

16. FINANCIAL RISK MANAGEMENT (continued)

Liquidity risk (continued)

The table below summarizes the maturity profile of the Company's financial liabilities based on contractual undiscounted payments:

<u>30 September 2023</u> <u>(Unaudited)</u>	<u>Carrying</u> <u>Amount</u>	<u>Less than</u> <u>1 year</u>	<u>2 years but</u> <u>less than 5</u> <u>years</u>	<u>More than</u> <u>5 years</u>	<u>Total</u>
Trade payables	13,916,911	13,916,911	--	--	13,916,911
Accrued and other liabilities	8,636,697	8,636,697	--	--	8,636,697
Due to related parties	1,325,633	1,325,633	--	--	1,325,633
Lease liabilities	23,412,563	3,310,378	15,889,712	33,894,042	53,094,132
Loans and borrowings	11,376,245	11,578,396	--	--	11,578,396
	<u>58,668,049</u>	<u>38,768,015</u>	<u>15,889,712</u>	<u>33,894,042</u>	<u>88,551,769</u>
<u>31 December 2022 (Audited)</u>	<u>Carrying</u> <u>Amount</u>	<u>Less than</u> <u>1 year</u>	<u>2 years but</u> <u>less than 5</u> <u>years</u>	<u>More than</u> <u>5 years</u>	<u>Total</u>
Trade payables	14,233,303	14,233,303	--	--	14,233,303
Accrued and other liabilities	21,269,918	21,269,918	--	--	21,269,918
Due to related parties	1,329,001	1,329,001	--	--	1,329,001
Lease liabilities	24,484,400	3,323,628	15,967,884	36,254,050	55,545,562
Loans and borrowings	62,311,954	62,918,660	--	--	62,918,660
	<u>123,628,576</u>	<u>103,074,510</u>	<u>15,967,884</u>	<u>36,254,050</u>	<u>155,296,444</u>

17. FAIR VALUE OF ASSETS AND LIABILITIES

Fair value is the price that would be received to sell an asset or paid to transfer a liability in an orderly transaction between market participants at the measurement date. The fair value measurement is based on the presumption that the transaction to sell the asset or transfer the liability takes place either:

- In the principal market for the asset or liability; or
- In the absence of a principal market, in the most advantageous market for the asset or liability

The principal or the most advantageous market must be accessible by the Company.

NOTES TO THE CONDENSED INTERIM FINANCIAL STATEMENTS

For the nine-month period ended 30 September 2023
(Expressed in Saudi Arabian Riyals, unless stated otherwise)

17. FAIR VALUE OF ASSETS AND LIABILITIES (continued)

The fair value of an asset or a liability is measured using the assumptions that market participants would use when pricing the asset or liability, assuming that market participants act in their economic best interest. A fair value measurement of a non-financial asset takes into account a market participant's ability to generate economic benefits by using the asset in its highest and best use or by selling it to another market participant that would use the asset in its highest and best use.

All assets and liabilities for which fair value is measured or disclosed in the financial statements are categorised within the fair value hierarchy, described as follows, based on the lowest level input that is significant to the fair value measurement as a whole:

- Level 1 - Quoted (unadjusted) market prices in active markets for identical assets or liabilities
- Level 2 - Valuation techniques for which the lowest level input that is significant to the fair value measurement is directly or indirectly observable
- Level 3 - Valuation techniques for which the lowest level input that is significant to the fair value measurement is unobservable.

If the inputs used to measure the fair value of an asset or liability falls into different levels of the fair value hierarchy, then the fair value measurement is categorized in its entirety in the same level of the fair value hierarchy as the lowest input level that is significant to the entire measurement.

The Company recognizes transfers between levels of the fair value hierarchy at the end of the reporting period during which the change has occurred.

The fair value of the equity instrument at the end of the current interim period is not material different from the fair value measurement determined in the previous reporting period.

	<u>Level 1</u>	<u>Level 2</u>	<u>Level 3</u>	<u>Total</u>
<u>30 September 2023 (unaudited)</u>				
Investments at FVOCI				
- Investment	--	--	1,210,000	1,210,000
<u>31 December 2022 (audited)</u>				
Investments at FVOCI				
- Investment	--	--	3,091,047	3,091,047

There were no transfers between levels of the fair value hierarchy during the period ended 30 September 2023 and for the year ended 31 December 2022. Additionally, there were no changes in the valuation techniques.

NOTES TO THE CONDENSED INTERIM FINANCIAL STATEMENTS

For the nine-month period ended 30 September 2023
(Expressed in Saudi Arabian Riyals, unless stated otherwise)

17. FAIR VALUE OF ASSETS AND LIABILITIES (continued)

The following methods and assumptions were used to estimate the fair values:

The fair value of the Investment at fair value through other comprehensive income has been estimated using a Discounted Cash Flow model (DCF). The valuation requires management to make certain assumptions about the model inputs, including forecast cash flows, the discount rate, and volatility. The probabilities of the various estimates within the range can be reasonably assessed and are used in management's estimate of fair value for this investment.

Description of significant unobservable inputs to valuation:

The significant unobservable inputs used in the fair value measurement categorized within Level 3 of the fair value hierarchy, together with a quantitative sensitivity analysis as at 30 September 2023 are shown below:

30 September 2023 (unaudited):

<u>Item</u>	<u>Valuation technique</u>	<u>Significant unobservable input</u>	<u>Input used</u>	<u>Sensitivity of the input to fair value</u>
Investment at fair value through other comprehensive income	DCF method	Terminal growth rate	2%	1% increase in the growth rate would result in an increase in fair value by SR 0.5 million.
				1% decrease in the growth rate would result in a decrease in fair value by SR 0.4 million.
		Weighted average cost of capital	14.7%	1% increase in WACC would result in a decrease in fair value by SR 0.3 million.
				1% decrease in WACC would result in an increase in fair value by SR 0.4 million.

NOTES TO THE CONDENSED INTERIM FINANCIAL STATEMENTS

For the nine-month period ended 30 September 2023
(Expressed in Saudi Arabian Riyals, unless stated otherwise)

17. FAIR VALUE OF ASSETS AND LIABILITIES (continued)

31 December 2022 (audited):

<u>Item</u>	<u>Valuation technique</u>	<u>Significant unobservable input</u>	<u>Input used</u>	<u>Sensitivity of the input to fair value</u>
Investment at fair value through other comprehensive income	DCF method	Terminal growth rate	2%	1% increase in the growth rate would result in an increase in fair value by SR 1.6 million.
				1% decrease in the growth rate would result in a decrease in fair value by SR 1.3 million.
		Weighted average cost of capital	11.16 %	1% increase in WACC would result in a decrease in fair value by SR 1.2 million.
				1% decrease in WACC would result in an increase in fair value by SR 1.5 million.

18. NEW STANDARDS, INTERPETATON AND AMENDMENTS

a) Standards, interpretations and amendments issued

This table lists the recent changes to the Standards that are required to be applied for an annual period beginning after 1 January 2023 and that are available for early adoption in annual periods beginning on 1 January 2023.

<u>Standard / Interpretation</u>	<u>Description</u>	<u>Effective from periods beginning on or after the following date</u>
IAS 8	Definition to accounting estimates	1 January 2023
IAS 12	Deferred Tax related to Assets and Liabilities arising from a Single Transaction	1 January 2023
IFRS 17	Insurance contracts	1 January 2023
IAS 1 and IFRS Practice Statement 2	Disclosure of Accounting Policies	1 January 2023
Amendments to IAS 12	International Tax Reform—Pillar Two Model Rules	23 May 2023

NOTES TO THE CONDENSED INTERIM FINANCIAL STATEMENTS

For the nine-month period ended 30 September 2023
(Expressed in Saudi Arabian Riyals, unless stated otherwise)

18. NEW STANDARDS, INTERPRETATION AND AMENDMENTS (continued)

b) Standards, interpretations and amendments issued but not yet effective

The standards, interpretations and amendments issued, but not yet effective up to the date of issuance of the condensed interim financial statements are disclosed below. The Company intends to adopt these standards, where applicable, when they become effective.

<u>Standard / Interpretation</u>	<u>Description</u>	<u>Effective from periods beginning on or after the following date</u>
Amendments to IFRS 16	Lease Liability in a Sales and Leaseback	1 January 2024
IFRS S1	General Requirements for Disclosure of Sustainability-related Financial Information	1 January 2024
IFRS S2	Climate-related Disclosures	1 January 2024
IAS 1	Classification of liabilities as current or non-current (amendments to IAS 1) and Non-current liabilities with covenants (amendments to IAS 1)	1 January 2024
IFRS 10 and IAS 28	Sale or contribution of assets between investor and its associate or joint venture (amendments to IFRS 10 and IAS 28)	Available for optional adoption / effective date deferred indefinitely
Amendments to IAS 21	Lack of Exchangeability	1 January 2025

The standards, interpretations and amendments with effective date of 1 January 2023 do not have any material impact on the Company's condensed interim financial statements, whereas for other above-mentioned standards, interpretations and amendments effective for period after 1 January 2024, the Company is currently assessing the implications on the Company's condensed interim financial statements on adoption.

19. SUBSEQUENT EVENTS

There have been no significant events since the period end, that would require disclosures or adjustments in these condensed interim financial statements.

20. APPROVAL OF THE CONDENSED INTERIM FINANCIAL STATEMENTS

The condensed interim financial statements have been approved by the Board of Directors on 8 November 2023, corresponding to 24 Rabi Al Thani 1445H.